



ORDER NO.

Highland Wear and Tartan Specialists

PURCHASE ORDER FORM

Order Date / / Delivery Date / /

PLEASE REMEMBER IT TAKES 4 TO 6 WEEKS TO MAKE A KILT

Name:

Delivery Address:

County: Country:

Postcode/Zip Code:

Home Tel. No:

Work Tel. No: Fax:

E.Mail No:

CREDIT CARD No:

Please tick method of payment

VISA MASTERCARD POSTAL ORDER
(Sent same day)

STYLE AMERICAN EXPRESS CHEQUE
(Allow 5 days for clearance)

MAESTRO DELTA/CONNECT

Special Instructions If you are buying a kilt and have a tartan swatch, please cut in half and post with order.

START DATE:
 EXPIRY DATE:
 ISSUE NO:
 LAST 4 NOs ON BACK OF CARD:

Ref No.	Size	Qty.	1st Choice Tartan, Clan	2nd Choice	Weight of cloth	Description		Total Price		
						Kilt Super Hand or Super Hand Delux Finish	Kilt Basic or Super Machine Finish	£	P	
						Kilt Pack Argyle or Prince Charlie, Budget or Top Quality <small>please delete where applicable</small>				
			Sgian Dubh	Kilt Pin	Sporran	Belt	Socks	Shoes	Flashes	

TAX FREE SHOPPING: For customers outwith the European Community goods are priced in U.K. price list inclusive of V.A.T. at 20% we will automatically deduct the U.K. Tax from value of goods. When shipping to countries outwith the E.C. Customs regulations of your home country may or may not require payment of Import Duty.

UK POSTAGE / PACKING + INSURANCE = £10.00
 ORDERS OVER £2000 FREE POSTAGE U.K. ONLY.
 24 HOUR DELIVERY AVAILABLE MAINLAND UK FROM £10.00. HIGHLANDS & ISLANDS FROM £30.

(OVERSEAS ORDERS WE MUST CHARGE POSTAGE ON ALL ORDERS SEE PAGE 40 OR WEB SITE FOR CHARGES)

PLEASE TICK FOR : NORMAL DELIVERY EXPRESS DELIVERY
+ small extra cost

TOTAL £

LESS TAX IF OUTWITH E.C.

DEPOSIT MINIMUM 25%

BALANCE

+ POST / PACKAGING SHIPPING + INSURANCE

BALANCE TO PAY £ ON DESPATCH

Signature

PLEASE GIVE DETAILS OF SIZE FOR CORRECT FIT

COLLAR	CHEST	WAIST	SEAT	INSIDE LEG	KILT LENGTH	SHOE	HAT	HEIGHT	AGE	WEIGHT

HOUSTON TRADITIONAL KILTMAKERS
 67 HIGH STREET, PAISLEY, RENFREWSHIRE, PAI 2AY SCOTLAND U.K.
 TEL: 0141 889 4879 FAX: 0141 889 4879 (24 Hours) INTERNATIONAL +44(0)141 889 4879
 E.MAIL: shop@kiltmakers.com WEB SITE: www.kiltmakers.com
 VAT. NO. 263 1138 84

TRACKING

JACKET

CLOTH

KILT STD F / SUP F

BELT & BUCKLE

SPORRAN

KILT PIN

FLASHES

SGIAN DUBH

SOCKS

SHOES

CUSTOMER CALLED

FOR STAFF USE ONLY

STOCK LOCATION

SELF MEASUREMENT FORM

DELIVERY DATE ORDER No. NAME:

JACKET

JACKET STYLING
EPAVELETS, Black or Cloth Matching or Silver/Black Braid Pleated or Plain

CVFFS
 Ganneler
 P/C Cuff
 (Suit Cuff 1,2,3, Button)

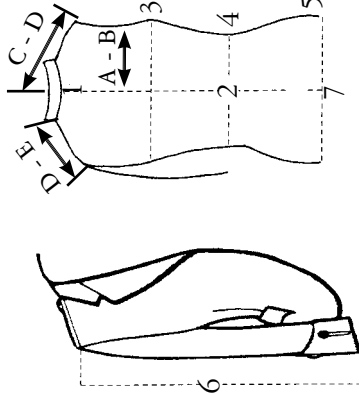
BUTTONS FRONT
 1, 2, 3, Full Set
 Celtic, \diamond
 Silver, Sand Blasq, Antique, Gift
 Bone/Real Stag
 Home Kilt Jacket, Imitation
 Natural/Black
 Toggle
 Real Stag Horn + £30

VENTS AT BACK
 Single
 Double

POCKETS
 1 Chest
 2 Flapside Buttons or Jetted
 1 or 2 Inside
 Inside-Ticker Pocket

FIT OF JACKET
 Normal or
 Easy Syle

Style: _____ Cloth: _____



Collar seam to waistline _____ 1-2
 Around **CHEST/BUST** measure, at fullest point under arms making sure the tape is well up at back over shoulder blades. _____ 3
 Half Back _____ A/B
 Around **WAIST** (natural waist) _____ 4
 Around **SEAT** _____ 5
 Crown to Cuff (ideally measured with a jacket on for accuracy) _____ 6
 Full length (of jacket) _____ 1-7
 Shoulder _____ C-D

AMF STITCHING

FIGURE DESCRIPTION	Long	Normal	Fit
Short			
Neck			
Sloping			
Shoulders			
Head			
Forward			
Photo			
Square			
Shoulders			
Email			
Round			
Back			
Figure			
Corpulant			
Fit			

*Do not add anything to these measurements
HEIGHT _____
 VERY IMPORTANT
 What Suit size would you buy?
 (e.g. 42" Short, Regular or Long fitting)
 Please look inside your jacket pocket & a size will be shown

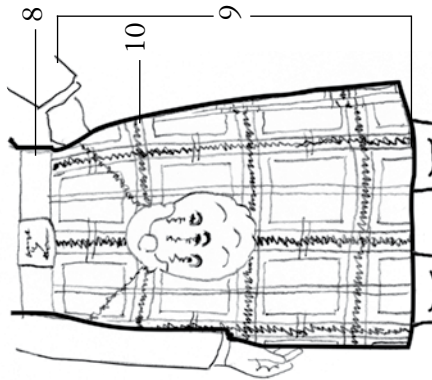
KILT

Tartan: _____ Quality/weight 11oz/13oz/17oz/19oz
 (Remember to state whether 'ANGENT', 'MODERN' or 'WETHERED' when it is required)

WAIST Start your measuring over shirt only, 1 1/2 to 2" above the hip bone snugly round your waist, (about 1" below ribcage).
 Note: kilts sit high up, **NOT** where trousers sit on waist, about your tummy button. _____ 8

LENGTH Start measuring 1 1/2 to 2" above your hip bone to top or middle of your knee (whichever you prefer length-wise. When knitting area, base of kilt should be approximately 1" off the floor).
 Keep your head up. Best to get someone to measure this (give kilt length 3/4" = 22"; 3/4" = 23"; 3/4" = 24"; 3/4" = 25"; 3/4" = 25(27) _____ 9

SEAT Measure round your seat at heaviest part, add 1/2" for ease (use the same method as for waist, but do not add the seat should be an easy measurement, with no width at the pocket).
HEIGHT Measurement is very important as it is a second check for us. _____ 10
 _____ 11
WEIGHT _____ 12



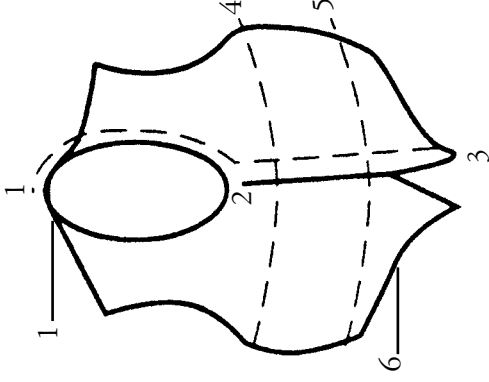
STATE KILT FINISH (Please tick)	
HAND MADE	MACHINE MADE
SUPER	SUPER DELUX
SUPER	SUPER
BASIC	BASIC

See our VIDEO on how to measure yourself.
 Go to www.kiltmakers.com/measure

ALL MEASUREMENTS IN INCHES OR CENTIMETRES WHEN SUPPLIED ARE TAKEN AS CORRECT AND WILL BE ADHERED TO WHEN PRODUCING THE GOODS. WE WILL CALL YOU TO CHECK SIZES THOROUGHLY. WE CANNOT TAKE RESPONSIBILITY FOR ITEMS NOT FITTING DUE TO INCORRECT MEASUREMENTS. WE RECOMMEND YOU PHOTOCOPIY THIS FORM FOR ORDERING PURPOSES. HOUSTON KILTMAKERS, 67 HIGH STREET, PAISLEY, RENFREWSHIRE PA1 2AY, SCOTLAND U.K. TELEPHONE 0141 889 4879 EMAIL shop@kiltmakers.com

WAISTCOAT

Cloth: _____ Style: _____



From centre of back of neck to top button _____ 1-2

From centre of back of neck to front point of waistcoat _____ 1-3

Around **CHEST** (over shirt) _____ 4

Around **WAIST** (over shirt) _____ 5

NAPE to BACK of Waistcoat _____ 1-6

Special Instructions

WAISTCOAT STYLING FOR

P/C ARGYLL SHERIFFMUIR SUIT CLASSIC FASHION

BUTTONS
 3, 4, 5, 6, Celtic, \diamond
 Thistle \square
 Silver, Sand Blasq, Antique, Black, Gift, Bone/Real Stag, Horn, International Black, Real Stag, Horn

POCKETS
 2
 4

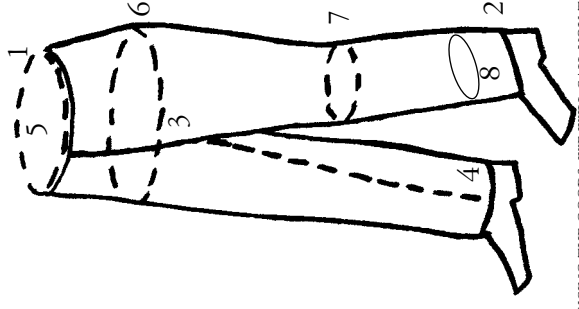
BACK
 Satin
 Tartan

Adjustable
 Non Adjustable

Description
 Long Back

TROUSERS

Cloth: _____ Style: _____



STYLING FOR TROUSERS

ARGYLL TRENDS 3" WAISTBAND FISH BACK TRENDS CLASSIC TROUSERS (Semi Elastic Back waist Band for Ladies only)

BELT LOOPS
 Normal Belt
 Kilt Belt
 Self Supporting
 Brace Buttons

ZIP / BUTTON FLY
 2 SIDE POCKETS
 1 or 2 Hip POCKETS

FRONTS PLAIN
 PLEAT 1 or 2 FRONT
 NO LINING LEG
 HALF LINED
 FULLY LINED

BOTTOMS
 Plain
 Turnups
 Taped +

EXTENSION &
 FRENCH BEARER
 FRONT CREASE
 STITCHED

LENGTH of side seam from top of waistband to bottom of trouser leg _____ 1-2

Length **INSIDE LEG** from crutch to bottom of trouser leg _____ 3-4

Around **WAIST** (over shirt) _____ 5

Around **SEAT** (with legs together) _____ 6

Around knee of trouser for finished width _____ 7

Around trouser **BOTTOMS** for finished width _____ 8

HEIGHT _____

TRACKING
 CLOTH TAYLOR READY