



ORDER NO.

Highland Wear and Tartan Specialists

PURCHASE ORDER FORM

Order Date / / Delivery Date / /

PLEASE REMEMBER IT TAKES 4 TO 6 WEEKS TO MAKE A KILT

Name: _____

Delivery Address: _____

Please tick method of payment

VISA MASTERCARD POSTAL ORDER
 STYLE AMERICAN EXPRESS (Sent same day)
 MAESTRO DELTA/CONNECT CHEQUE
 (Allow 5 days for clearance)

County: _____ Country: _____

Postcode/Zip Code: _____

Home Tel. No: _____

Work Tel. No: _____ Fax: _____

E.Mail No: _____

CREDIT CARD No: [Grid]

START DATE: [Grid]

EXPIRY DATE: [Grid]

ISSUE NO: [Grid]

LAST 4 NOs ON BACK OF CARD: [Grid]

Special Instructions [Text Area]

If you are buying a kilt and have a tartan swatch, please cut in half and post with order.

Ref No.	Size	Qty.	1st Choice Tartan, Clan	2nd Choice	Weight of cloth	Description			Total		Price
									£	p	
						Kilt Super Hand or Super Hand Delux Finish	Kilt Basic or Super Machine Finish				
Kilt Pack Argyle or Prince Charlie, Budget or Top Quality please delete where applicable											

TAX FREE SHIPPING: For customers outwith the European Community goods are priced in U.K. price list inclusive of V.A.T. at 20% we will automatically deduct the U.K. Tax from value of goods. When shipping to countries outwith the E.C. Customs regulations of your home country may or may not require payment of Import Duty.

TOTAL £

LESS TAX IF OUTWITH E.C.

UK POSTAGE / PACKING + INSURANCE = £10.00

ORDERS OVER £2000 FREE POSTAGE U.K. ONLY.

24 HOUR DELIVERY AVAILABLE MAINLAND UK FROM £10.00. HIGHLANDS & ISLANDS FROM £30.

DEPOSIT MINIMUM 25%

(OVERSEAS ORDERS WE MUST CHARGE POSTAGE ON ALL ORDERS SEE PAGE 40 OR WEB SITE FOR CHARGES)

BALANCE

+ POST / PACKAGING SHIPPING + INSURANCE

BALANCE TO PAY ON DESPATCH £

PLEASE TICK FOR: NORMAL DELIVERY EXPRESS DELIVERY + small extra cost

Signature

Signature line

PLEASE GIVE DETAILS OF SIZE FOR CORRECT FIT

COLLAR	CHEST	WAIST	SEAT	INSIDE LEG	KILT LENGTH	SHOE	HAT	HEIGHT	AGE	WEIGHT

HOUSTON TRADITIONAL KILTMAKERS
 67 HIGH STREET, PAISLEY, RENFREWSHIRE, PAI 2AY SCOTLAND U.K.
 TEL: 0141 889 4879 FAX: 0141 889 4879 (24 Hours) INTERNATIONAL +44(0)141 889 4879
 E.MAIL: shop@kiltmakers.com WEB SITE: www.kiltmakers.com
 VAT. NO. 263 1138 84

TRACKING

- JACKET
- CLOTH
- KILT STD F / SUP F
- BELT & BUCKLE
- SPORRAN
- KILT PIN
- FLASHES
- SGIAN DUBH
- SOCKS
- SHOES
- CUSTOMER CALLED

FOR STAFF USE ONLY

STOCK LOCATION [Grid]

SELF MEASUREMENT FORM

DELIVERY DATE

ORDER No.

NAME:

MAN/ BOY/ LADY/GIRL

JACKET STYLING
EPAULETTES: Black or Cloth Matching or Silver/Black Braid Pleated or Plain

CUFFS
 Gauntlet
 P/C Cuff
 (Suit Cuff 1,2,3, Burton)

BUTTONS FRONT
 1, 2, 3, Full Set
 Celtic ◊
 Silver, Sand Blas, Antique, Gift Bone/Real Stag, Horn, International Black, Natural/Black
 Toggle
 Real Stag Horn + £30

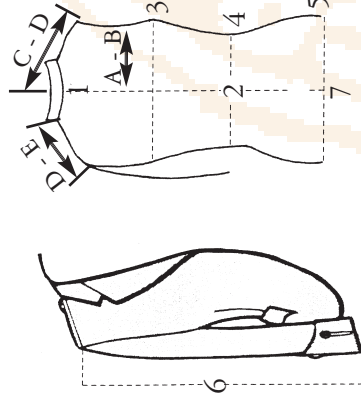
VENTS AT BACK
 Single
 Double

POCKETS
 1 Chest
 2 Flapside Buttons or Jetted 1 or 2 Inside
 Inside Ticker Pocket

FIT OF JACKET
 Normal or
 Easy Syc

JACKET

Style: _____ Cloth: _____



Collar seam to waistline _____ 1-2
 Around **CHEST/bust** _____ 3
 (measure under arms making sure the tape is well up at back over shoulder blades.)
 Half Back _____ A/B
 Around **WAIST** (natural waist) _____ 4
 Around **SEAT** _____ 5
 Crown to Cuff (ideally measured with a jacket on for accuracy) _____ 6
 Full length (of jacket) _____ 1-7
 Shoulder _____ C-D

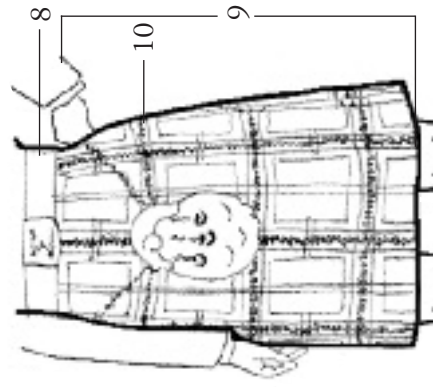
AMF STITCHING

FIGURE DESCRIPTION	Long	Normal	Fit
Short	Neck	Neck	Fit
Square	Head	Round	Corpulant
Shoulders	Forward	Back	Fit
Email	Photo	Figure	

*Do not add anything to these measurements
VERY IMPORTANT
 What Suit size would you buy?
 (e.g. 42" Short, Regular or Long fitting)
 Please look inside your jacket pocket & a size will be shown

KILT

Tartan: _____ Quality/weight 11oz/13oz/17oz/19oz
 (Remember to state whether 'ANCIENT', 'MODERN' or 'WEATHERED' colouring is required)



WAIST Start your measuring over shirt only, 1 1/2 to 2" above the hip bone snugly round your waist, (about 1" below ebbage).
 Note: kilts sit high up, **NOT** where trousers sit on waist, about your tummy button. _____ 8
LENGTH Start measuring 1 1/2 to 2" above your hip bone to top or middle of your knee (whichever you prefer length-wise). When kneeling erect, base of kilt should be approximately 1" off the floor). Keep your head up. Best to get someone to measure this (guide kilt length 5ft = 22", 5ft 10" = 24", 6ft = 25", 6ft 2" = 25 1/2") _____ 9
SEAT Measure round your seat at 'haviest part, add four fingers inside the tape to front, getting this measurement too tight as the seat should be an easy fit (measure, with no waist etc. in pockets) _____ 10
HEIGHT Measurement is very important as it is a second check for us. _____ 11
WEIGHT _____ 12

LADIES
 Skirt style Pocket/Lined

STATE KILT FINISH (Please tick)	
HAND MADE	MACHINE MADE
SUPA <input type="checkbox"/>	SUPA <input type="checkbox"/>
BASIC <input type="checkbox"/>	BASIC <input type="checkbox"/>

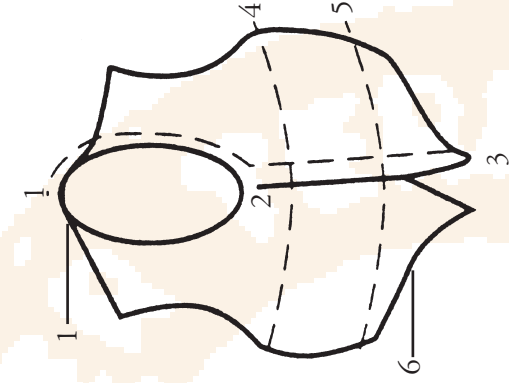
See our VIDEO on how to measure yourself.
 Go to www.kiltmakers.com/measure

ALL MEASUREMENTS IN INCHES OR CENTIMETRES WHEN SUPPLIED ARE TAKEN AS CORRECT AND WILL BE ADHERED TO WHEN PRODUCING THE GOODS. WE WILL CALL YOU TO CHECK SIZES THOROUGHLY. WE CANNOT TAKE RESPONSIBILITY FOR ITEMS NOT FITTING DUE TO INCORRECT MEASUREMENTS. WE RECOMMEND YOU PHOTOCOPY THIS FORM FOR ORDERING PURPOSES.
HOUSTON KILTMAKERS, 67 HIGH STREET, PAISLEY, RENFREWSHIRE PA1 2AY, SCOTLAND U.K. TELEPHONE 0141 889 4879 EMAIL shop@kiltmakers.com

TRACKING
 TAYLOR
 CLOTH
 READY

WAISTCOAT

Style: _____ Cloth: _____

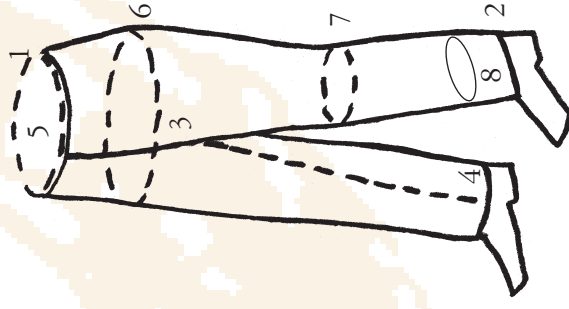


From centre of back of neck to top button _____ 1-2
 From centre of back of neck to front point of waistcoat _____ 1-3
 Around **CHEST** (over shirt) _____ 4
 Around **WAIST** (over shirt) _____ 5
NAPE to BACK of Waistcoat _____ 1-6

Special Instructions

TROUSERS

Style: _____ Cloth: _____



STYLING FOR TROUSERS
 ARGYLL TRENDS 3" WAISTBAND
 FISH BACK TRENDS
 CLASSIC TROUSERS
 (Semi Elastic Back waist Band for Ladies only)

BELT LOOPS
 Noval Belt
 Kilt Belt
 Self Supporting
 Brace Buttons

ZIP / BUTTON FLY
 2 SIDE POCKETS
 1 or 2 HIP POCKETS

FRONTS PLAIN
 PLEAT 1 or 2 FRONT
 NO LINING LEG
 HALF LINED
 FULLY LINED

BOTTOMS
 Plain
 Turnups
 Taped +
 EXTENSION &
 FRENCH BEARER
 FRONT CREASE
 STITCHED

LENGTH of side seam from top of waistband to bottom of trouser leg _____ 1-2
 Length **INSIDE LEG** from crutch to bottom of trouser leg _____ 3-4
 Around **WAIST** _____ 5
 Around **SEAT** (with legs together) _____ 6
 Around knee of trouser for finished width _____ 7
 Around trowse: **BOTTOMS** for finished width _____ 8
HEIGHT _____